


Long Haul All-Time Almanac

1970 - 1988



Andres Galarraga



John Tudor



1988

MVP

1. Andres Galarraga, FLY
2. Jose Canseco, HHH
2. Barry Larkin, FLY

Cy Young

1. John Tudor, WSox
2. Teddy Higuera, BPM/Gem
3. David Cone, CBH



Mark Davis



MANAGER OF THE YEAR



1988

Fireman of the Year


1. Mark Davis, DrukU
2. Rob Dibble, Tampico
3. Randy Myers, JAX

Manager


1. Jim Miller, Gems
2. Jim Hutchinson, FLY
3. Gregg Wiseburn, HHH



Puckett



Kittle



Clemens

1988

LEAGUE LEADERS

AVG – Kirby Puckett, HHH (.322)
HR- Ron Kittle, DrukU (28)
RBI- Andres Galarraga, Fly / Ron Kittle, DrukU(63)
SB- Rickey Henderson, Gems (55)
ERA – John Tudor, WSox (1.64)
Wins- Teddy Higuera, BPM/Gems (15)
Strikeouts – Roger Clemens, WOB (232)
Saves – Mark Davis, DrukU (18)

Long Haul Champions



1988

Gems

Jim Miller





TOP SEASONAL RECORDS-BATTERS




BATTING AVG					HOME RUNS				RBI					
1	RICO CARTY	DRUKU	1970	0.403	1	MARK MCGWIRE	HHH	1987	32	1	JACK CLARK	BPM	1987	83
2	TONY GWYNN	HEMP	1984	0.388	2	JACK CLARK	BPM	1987	31	2	DALE MURPHY	SVS	1984	81
3	WADE BOGGS	BPM	1987	0.376	3	JESSE BARFIELD	HEMP	1986	29	3	JESSE BARFIELD	HEMP	1986	80
4	ROD CAREW	DRUKU	1977	0.374	4	JIM SPENCER	BPM	1979	27	4	JIM MORRISON	REK	1979	78
5	OSCAR GAMBLE	DOE RUN	1979	0.374	4	REGGIE JACKSON	JAX/SVS	1980	27	5	MARK MCGWIRE	HHH	1987	77
6	KIRBY PUCKETT	HHH	1987	0.366	6	BOB HORNER	JAX	1978	26	5	MIKE SCHMIDT	FWS	1980	75
7	AL BUMBRY	CBB	1973	0.363	6	MIKE SCHMIDT	FWS	1981	26	7	FLOYD RAYFORD	GEMS	1985	73
8	WILLIE MCGEE	DOE RUN	1985	0.359	6	MIKE SCHMIDT	FWS	1980	26	7	GEORGE BELL	WSOX	1986	73
9	LARRY SHEETS	GEMS	1987	0.353	6	WILLIE STARGELL	REK	1977	26	9	RICO CARTY	DRUKU	1970	72
10	ROD CAREW	DRUKU	1976	0.350	6	DALE MURPHY	SVS	1984	26	9	DWIGHT EVANS	WSOX	1984	72
										9	KENT HRBEK	CBH	1987	72



RUNS				SB					
1	WADE BOGGS	BPM	1987	81	1	TIM RAINES	WSOX	1981	78
2	MIKE SCHMIDT	FWS	1981	71	2	MIGUEL DILONE	REK	1978	72
2	RICKEY HENDERSON	GEMS	1985	71	3	RICKEY HENDERSON	DRUKU	1982	68
4	LONNIE SMITH	FWS	1980	70	4	RICKEY HENDERSON	DRUKU	1983	67
4	DALE MURPHY	SVS	1984	70	5	JOHN CANGELOSI	BPM	1987	57
6	MARK MCGWIRE	HHH	1987	69	5	LOU BROCK	HHH	1974	57
7	ROD CAREW	DRUKU	1977	68	7	TIM RAINES	WSOX	1985	56
7	JOE MORGAN	DRUKU	1977	68	8	RON LEFLORE	WSOX	1980	55
9	JACK CLARK	BPM	1987	67	8	TIM RAINES	WSOX	1983	55
10	TIM RAINES	WSOX	1986	66	8	RICKEY HENDERSON	GEMS	1988	55
10	DION JAMES	CBH	1987	66					



TOP SEASONAL RECORDS-BATTERS

HITS					OBP				
1	TONY GWYNN	HEMP	1984	120	1	WADE BOGGS	BPM	1987	0.493
1	KIRBY PUCKETT	HHH	1987	120	2	RICO CARTY	DRUKU	1970	0.474
3	WILLIE MCGEE	DOE RUN	1985	115	3	OSCAR GAMBLE	DOE RUN	1979	0.466
4	RYNE SANDBERG	SVS	1984	109	4	JACK CLARK	BPM	1975	0.461
5	KIRBY PUCKETT	HHH	1988	108	5	JOE MORGAN	DRUKU	1975	0.454
SLUGGING					OPS				
1	RICO CARTY	DRUKU	1970	0.733	1	RICO CARTY	DRUKU	1970	1.207
2	WADE BOGGS	BPM	1987	0.699	2	WADE BOGGS	BPM	1987	1.192
3	JACK CLARK	BPM	1987	0.692	3	JACK CLARK	BPM	1987	1.154
4	JESSE BARFIELD	HEMP	1986	0.670	4	MIKE SCHMIDT	FWS	1981	1.102
5	MIKE SCHMIDT	FWS	1981	0.665	5	OSCAR GAMBLE	DOE RUN	1979	1.099
DOUBLES					WALKS				
1	LENNY DYKSTRA	TAMPICO	1987	37	1	JACK CLARK	BPM	1987	88
2	DION JAMES	CBH	1987	35	2	KEN PHELPS	GEMS	1986	77
3	TERRY FRANCONA	WOB/FWS	1984	34	3	TOBY HARRAH	GEMS	1985	73
4	FRANK WHITE	Fly	1982	33	4	JOE MORGAN	DrukU	1975	70
4	BILL BUCKNER	Bears	1980	33	5	JACK CLARK	BPM	1988	67
4	ANDRES GALARRAGA	FLY	1988	33					
TRIPLES					K				
1	RYAN SANDBERG	SVS	1984	15	1	ROB DEER	JAX	1986	100
1	GEORGE BRETT	WSox	1979	15	2	ROB DEER	JAX	1987	99
3	PAUL MOLITOR	DrukU	1979	13	3	FRED MCGRIFF	JAX	1987	98
4	WILLIE MCGEE	DOE RUN	1985	12	4	RON KITTLE	Jum	1983	92
5	BRETT BUTLER	HHH	1985	11	5	ROB DEER	JAX	1985	90
5	JUAN SAMUEL	WOBs	1985	11					





TOP SEASONAL RECORDS-PITCHERS

ERA

1	WILBUR WOOD	DRUKU	1973	1.22
2	JON MATLACK	WSOX	1972	1.43
3	JOHN TUDOR	WSOX	1988	1.64
4	STEVE BLASS	BPM	1972	1.68
5	MIKE CALDWELL	DOE RUN	1978	1.69
6	BERT BLYLEVEN	SVS	1985	1.73
7	MIKE NORRIS	GEMS	1980	1.76
8	FERGIE JENKINS	WSOX	1971	1.80
9	STEVE STONE	DOE RUN	1980	1.84
10	RANDY JONES	OO	1975	1.88

WIN/LOSS

1	BERT BLYLEVEN	SVS	1984	(15-3)
2	TEDDY HIGUERA	BPM/GEMS	1988	(15-3)
3	TOM SEAVER	HEMP/FWS	1981	(15-4)
4	RANDY JONES	OO	1975	(14-0)
5	RON DARLING	SVS	1985	(14-1)
5	MIKE CALDWELL	DOE RUN	1978	(14-3)
7	MIKE SCOTT	WSOX	1986	(14-3)
7	BOB KNEPPER	GEMS	1978	(14-5)
9	GAYLORD PERRY	CBB/FWS/BPM	1979	(14-5)
10	JON MATLACK	WSOX	1972	(13-2)

INNINGS

1	TEDDY HIGUERA	BPM/GEMS	1988	180.2
2	RICK SUTCLIFFE	WOB/FW/SVS	1984	180.0
3	DWIGHT GOODEN	45/DRUK	1985	178.2
4	DAN SCHATZEDER	HHH	1979	177.2
5	ATLEE HAMMAKER	FWS/JAX	1983	174.0
6	NINO ESPINOSA	DRUKU	1978	173.0
7	JOE NIEKRO	BPM	1982	170.2
8	JERRY REUSS	JUM	1981	170.1

STRIKEOUTS

1	ROGER CLEMENS	WOB	1988	232
2	DWIGHT GOODEN	45/DRUK	1985	168
3	STEVE CARLTON	FWS	1980	167
4	MARIO SOTO	JUM/WSOX	1982	162
5	NOLAN RYAN	WSOX	1977	161
6	RON GUIDRY	JAX	1981	158
7	TEDDY HIGUERA	BPM/GEMS	1988	157



TOP SEASONAL RECORDS-PITCHERS



COMPLETE GAMES

1	DENNIS ECKERSLEY	JAX	1978	19
2	BOB KNEPPER	GEMS	1978	18
2	JOHN CANDELARIA	REK	1977	18
2	TOM SEAVER	GEMS	1977	18
2	DAN SCHATZEDER	HHH	1979	18
2	JOHN DENNY	BPM	1983	18
2	RICH DOTSON	HHH	1983	18
2	VIDA BLUE	JUMBLE	1978	18
2	VERN RUHLE	GEMS	1980	18
2	TEDDY HIGERUA	BPM/GEMS	1988	18

OBA

1	JIM ROOKER	SVS	1974	0.128
2	JON MATLACK	WSOX	1972	0.131
3	MARK GUBICZA	HHH	1988	0.132
3	BERT BLYLEVEN	SVS	1985	0.141
5	DON SUTTON	JAX	1973	0.141

SAVES

1	WAYNE GRANGER	DRUKU	1970	22
2	DAVE GIUSTI	BPM	1971	21
3	JOE HOERNER	REK	1970	19
3	JEFF REARDON	CBH	1981	19
3	LARRY ANDERSEN	DOE/45s	1984	19
6	JESSE OROSCO	DRUKU	1984	18
7	DAN QUISENBERRY	SVS	1983	17
7	MUDCAT GRANT	LA's	1970	17
7	MARK DAVIS	DRUKU	1988	17

WHIP


1	FERGIE JENKINS	WSOX	1971	0.59
2	JON MATLACK	WSOX	1972	0.70
3	MIKE CALDWELL	DOE RUN	1978	0.72
4	DON SUTTON	JAX	1973	0.73
5	ATLEE HAMMAKER	FWS/JAX	1983	0.74
5	MARK GUBICZA	HHH	1988	0.74





WESTMORELAND



ORISANKY






TOP SEASONAL RECORDS-TEAMS BATTING



BATTING AVERAGE			HOME RUNS			OBP		
SHENANGO VALLEY STORM	1984	0.293	HHH	1987	132	BPM	1987	0.370
WC JUMBLE	1987	0.284	FT WORTH	1987	121	WC JUMBLE	1987	0.363
HHH	1987	0.283	FT WORTH	1977	111	WESTFIELD SOX	1987	0.355
RUNS			RBI			SLUGGING		
BPM	1987	471	BOM	1987	462	HHH	1987	0.496
SHENANGO VALLEY STORM	1984	468	SHENANGO VALLEY STORM	1984	456	GEMS	1987	0.483
WC JUMBLE	1987	465	WC JUMBLE	1987	451	SHENANGO VALLEY STORM	1984	0.478
HITS			TRIPLES			OPS		
SHENANGO VALLEY STORM	1984	770	DRUK U	1977	50	HHH	1987	0.845
HHH	1987	762	FT WORTH	1980	42	GEMS	1987	0.835
WESTFIELD SOX	1987	751	WESTFIELD	1984	40	SHENANGO VALLEY STORM	1984	0.831
DOUBLES			STOLEN BASES			WALKS		
LUCASVILLE	1977	179	WESTFIELD	1976	148	BPM	1987	416
GEMS	1987	171	FT WORTH	1980	137	BPM	1986	347
FLYING LEATHERNECKS	1982	163	WESTFIELD	1981	137	BPM	1988	355

TOP SEASONAL RECORDS-TEAMS PITCHING



INNINGS			ERA			WHIP		
FT WORTH	1985	722.1	STORM	1974	2.42	STORM	1985	0.92
DRUK U	1983	719.1	STORM	1985	2.52	JACKSONVILLE	1972	0.94
WOBs	1981	714.2	OGRES	1975	2.48	WESTFIELD	1974	0.97
STRIKEOUTS			COMPLETE GAMES			WALKS		
WESTFIELD	1978	572	JACKSONVILLE	1978	66	FLYING LEATHERNECKS	1987	340
BPM	1986	537	GEMS	1980	61	KENTUCKY	1986	305
WESTFIELD	1986	529	JACKSONVILLE	1972	52	HHH	1986	304
HR's ALLOWED			OPP BA			I BB		
BPM	1987	112	STORM	1985	0.168	JACKSONVILLE	1987	128
WC JUMBLE	1987	109	DRUK U	1973	0.177	JACKSONVILLE	1982	119
FLYING LEATHERNECKS	1987	109	JACKSONVILLE	1972	0.181	JACKSONVILLE	1983	88

WORLD LONG HAUL CHAMPIONS

- 1970 – LESTER A'S (OVER RIDGES REK)
- 1971 – BIG PINK MACHINE (OVER JACKSONVILLE BRAVES)
- 1972 – OLNEY OGRES (OVER BIG PINK MACHINE)
- 1973 – OLNEY OGRES (OVER GEMS)
- 1974 – DRUK U (OVER SHENANGO VALLEY STORM)
- 1975 – OLNEY OGRES (OVER TAMPICO STOGIES)
- 1976 – SHENANGO VALLEY STORM (OVER DRUK U)
- 1977 – GEMS (OVER WESTFIELD SOX)
- 1978 – FT WORTH SWINDLERS (OVER WESTFIELD SOX)
- 1979 – JACKSONVILLE BRAVES (OVER BIG PINK MACHINE)
- 1980 – WESTFIELD SOX (OVER FT WORTH SWINDLERS)
- 1981 – GEMS (OVER WESTFIELD SOX)
- 1982 – DRUK U (OVER CHESAPEAKE BAY HERONS)
- 1983 – FT WORTH SWINDLERS (OVER DOE RUN STAMPEDE)
- 1984 – SHENANGO VALLEY STORM (OVER 45ERS)
- 1985 – GEMS (SHENANGO VALLEY STORM)
- 1986 – SHENANGO VALLEY STORM (OVER KENTUCKY HEMP)
- 1987 – HYANNIS HARBORHAWKS (OVER FT WORTH SWINDLERS)
- 1988 – GEMS (OVER HYANNIS HARBORHAWKS)



POSTSEASON APPEARANCES

WESTFIELD SOX - 1971, 1972, 1974, 1976, 1977, 1978, **1980**, 1981, 1982, 1985, 1986, 1987 (12)

GEMS - 1971, 1972, 1973, 1975, **1977**, 1978, 1980, **1981**, 1983, **1985**, 1987, **1988** (12)

SHENANGO VALLEY STORM - 1974, 1975, **1976**, 1977, 1979, 1983, **1984**, 1985, **1986** (9)

FT WORTH SWINDLERS - 1976, 1977, **1978**, 1980, 1981, 1982, **1983**, 1985, 1987 (9)

DRUK U - 1970, 1973, **1974**, 1975, 1976, 1977, 1979, **1982** (8)

OLNEY OGRES - 1970, 1971, **1972**, **1973**, 1974, **1975**, 1976 (7)

WEST COAST JUMBLE - 1980, 1981, 1982, 1984, 1985, 1986, 1987 (7)

JACKSONVILLE BRAVES - 1971, 1972, 1973, 1978, **1979**, 1984 (6)

CHESAPEAKE BAY HERONS - 1981, 1982, 1983, 1984, 1987 (5)

DOE RUN STAMPEDE - 1979, 1980, 1983, 1985, 1988 (5)

CHICO'S BAIL BONDS/LUCASVILLE DARKSIDE - 1971, 1973, 1974, 1978 (4)

BIG PINK MACHINE (MATT) - 1983, 1984, 1986, 1988 (4)

HYANNIS HARBORHAWKS - 1978, 1979, **1987**, 1988 (4)

45ERS - 1973, 1974, 1984 (3)

REK - 1970, 1975, 1977 (3)

WESTMORELAND-ORISKANY BULLDOGS - 1980, 1981, 1982 (3)

BIG PINK MACHINE (AJ) - **1971**, 1972, 1979 (3)

TAMPICO STOGIES - 1975, 1976 (2)

LESTER A'S - **1970**, 1972 (2)

THE BEARS - 1986, 1988 (2)

KENTUCKY HEMP - 1986 (1)

FLYING LEATHERNECKS - 1988 (1)



Long Haul



SEASONAL DIVISIONAL CHAMPIONS

NATIONAL LEAGUE

70	Druk U (1 division)	(41-19)
71	Big Pink Machine	(40-24)
72	Big Pink Machine	(38-26)
73	Gems	(34-20)
74	Chico's Bail Bonds	(38-26)
75	Tampico Stogies	(39-25)
76	Druk U	(40-24)
77	Druk U	(49-25)
78	Gems	(49-25)
79	Shenango Valley Storm	(49-25)
80	Ft Worth Swindlers	(49-25)
81	Ft Worth Swindlers	(51-23)
82	Ft Worth Swindlers	(48-26)
83	Ft Worth Swindlers	(49-25)
84	45s	(42-32)
85	Gems	(44-31)
86	Kentucky Hemp	(48-26)
87	Gems	(46-28)
88	Gems	(46-28)

AMERICAN LEAGUE


71	Westfield Sox	(39-25)
72	Olney Ogres	(44-20)
73	Olney Ogres	(41-23)
74	Shenango Valley Storm	(46-18)
75	Olney Ogres	(44-20)
76	Shenango Valley Storm	(40-24)
77	Shenango Valley Storm	(51-23)
78	Westfield Sox	(46-28)
79	Doe Run Stampede	(40-34)
80	Westmoreland Oriskany Bulldogs	(43-31)
81	Westfield Sox	(42-32)
82	Chesapeake Bay Herons	(40-34)
83	Doe Run Stampede	(41-33)
84	Shenango Valley Storm	(59-15)
85	Shenango Valley Storm	(57-17)
86	Shenango Valley Storm	(48-26)
87	Hyannis HarborHawks	(48-26)
87	Hyannis HarborHawks	(47-27)



WESTMORELAND




ORISKANY



SEASONAL PENNANT WINNERS

NATIONAL LEAGUE		AMERICAN LEAGUE	
71	Big Pink Machine	71	Jacksonville Braves
72	Big Pink Machine	72	Olney Ogres
73	Gems	73	Olney Ogres
74	Druk U	74	Shenango Valley Storm
75	Tampico Stogies	75	Olney Ogres
76	Druk U	76	Shenango Valley Storm
77	Gems	77	Westfield Sox
78	Ft Worth Swindlers	78	Westfield Sox
79	Big Pink Machine	79	Jacksonville Braves
80	Ft Worth Swindlers	80	Westfield Sox
81	Gems	81	Westfield Sox
82	Druk U	82	Chesapeake Bay Herons
83	Ft Worth Swindlers	83	Doe Run Stampede
84	45s	84	Shenango Valley Storm
85	Gems	85	Shenango Valley Storm
86	Kentucky Hemp	86	Shenango Valley Storm
87	Ft Worth Swindlers	87	Hyannis HarborHawks
88	Gems	88	Hyannis HarborHawks







AWARD WINNERS BY SEASON



	MVP		CY YOUNG		FIREMAN		MANAGER	
1970	RICO CARTY	DRUKU	JIM PALMER/STAN BAHNSEN	JAX/OO	WAYNE GRANGER	DRUKU	DAVE DRUK	DRUKU
1971	HANK AARON	BPM	FERGIE JENKINS	WSOX	DAVE GIUSTI	BPM	AJ LUCKHAUPT	BPM
1972	CESAR CEDENO	GEMS	JON MATLACK	WSOX	SPARKY LYLE	TAMPICO	JAY DEMAREST	OO
1973	AL BUMBRY	CBB	DON SUTTON	JAX	ROLLIE FINGERS	WSOX	JAY DEMAREST	OO
1974	JOE RUDI	SVS	JIM ROOKER	SVS	BILL CAMPBELL	HHH	KEN SCHULZ	SVS
1975	JOHNNY BENCH	SVS	RANDY JONES	OO	JIM TODD	SVS	LARRY RIDGEWAY	REK
1976	JOE MORGAN	DRUKU	FRANK TANANA	FWS	ROLLIE FINGERS	WSOX	JOE DEAUSEAULT	WSOX
1977	ROD CAREW	DRUKU	TOM SEAVER	GEMS	DAVE HEAVERLO	FWS	KEN SCHULZ	SVS
1978	MIKE VAIL	LUC	MIKE CALDWELL	OYSTERS	DAVE LAROCHE	FWS	JIM MILLER	GEMS
1979	OSCAR GAMBLE	DOE RUN	DAN SCHATZEDER	HHH	BRUCE SUTTER	DOE RUN	KEN SCHULZ	SVS
1980	LONNIE SMITH	FWS	MIKE NORRIS	GEMS	DAN QUISENBERRY	WOBS	MARK SWINDELL	FWS
1981	MIKE SCHMIDT	FWS	DAVE RIGHETTI	WOBS	JEFF REARDON	CBH	MARK SWINDELL	FWS
1982	AL OLIVER/JOHN LOWENSTEIN	FWS/JUM	STEVE CARLTON	FWS	DAVE DRAVECKY	45ERS	MARK SWINDELL	FWS
1983	WADE BOGGS	BPM	ATLEE HAMMAKER	FWS/JAX	DAN QUISENBERRY	FWS	MARK SWINDELL	FWS
1984	DALE MURPHY	SVS	BERT BLYLEVEN	SVS	LARRY ANDERSEN	45/Doe	KEN SCHULZ	SVS
1985	PEDRO GUERRERO	WSOX	BERT BLYLEVEN	SVS	DAN QUISENBERRY	SVS	KEN SCHULZ	SVS
1986	JESSE BARFIELD	HEMP	MIKE SCOTT	WSOX	DALE MOHORCIC	DRUKU	MARK PARIS	HEMP
1987	WADE BOGGS	BPM	NOLAN RYAN	WSOX	TIM BURKE	DRUKU	GREGG WISEBURN	HHH
1988	ANDRES GALARRAGA	FLY	JOHN TUDOR	WSOX	MARK DAVIS	DRUKU	JIM MILLER	GEMS





LONG HAUL FRANCHISE HISTORY



TEAM	OWNER	WINS	LOSSES	%	REGULAR SEASON GAMES	SEASONS	PLAYOFF APPEARANCES	PLAYOFF %	DIVISION TITLES	WORLD SERIES APPEARANCES	CHAMPIONSHIPS
Shenango Valley Storm	Ken Schulz	468	242	0.659	710	10	9	90%	7	5	3
Olney Ogres	Jay Demarest	307	211	0.593	518	8	7	88%	3	3	3
Big Pink Machine	Matt Demello	289	229	0.558	518	7	4	57%	0	0	0
Fort Worth Swindlers	Mark Swindell	552	465	0.543	1017	14	9	64%	4	4	2
Westfield Sox	Joe Deauseault	722	610	0.542	1332	19	12	63%	3	4	1
Jim's Gems	Jim Miller	718	617	0.538	1335	19	12	63%	5	5	4
Doe Run Stampede	Tim Leslie	428	381	0.529	809	11	5	45%	2	1	0
DrukU	Dave Druk	690	644	0.517	1334	19	8	42%	3	3	2
Chico's/Lucasville Darkside	Andy Luckhaupt	335	341	0.496	676	10	4	40%	1	0	0
Ridge's REK	Larry Ridgeway	440	448	0.495	888	13	3	23%	0	1	0
Chesapeake Bay Herons	Joe Summers	439	451	0.493	890	12	5	42%	1	1	0
West Coast Jumble	Paul Davidson	432	466	0.481	898	12	7	58%	2	0	0
Tampico Stogies	Dev Toth	354	387	0.478	741	11	2	18%	1	1	0
Westmoreland-Oriskany Bulldogs	Gil Palladino	446	498	0.472	944	13	3	23%	1	0	0
45ers	Allen Smith	488	549	0.471	1037	15	3	20%	1	1	0
Big Pink Machine	AJ Luckhaupt	383	431	0.471	814	12	3	25%	2	3	1
Kentucky Hemp	Mark Paris	412	466	0.469	878	13	1	8%	1	1	0
JAX Braves	John Cody	625	709	0.469	1334	19	6	32%	0	2	1
Lester A's	Paul Miller	118	134	0.468	252	4	2	50%	0	1	1
Hyannis Harborhawks	Gregg Wiseburn	485	606	0.445	1091	15	4	27%	2	2	1
The Bears	James Ramsey	360	455	0.442	815	11	2	18%	0	0	0
Northside Rox	Justin Noga	102	154	0.398	256	4	0	0%	0	0	0
Flying Leathernecks	Jim Hutchinson	235	357	0.397	592	8	1	13%	0	0	0
Pioneers	Ted Ball	25	39	0.391	64	1	0	0%	0	0	0
Stumptown Oysters	Robert Marvick	4	11	0.267	15	1	0	0%	0	0	0

